

SHAREHOLDING PATTERN

Name of the Company: N K TEXTILE INDUSTRIES LTD.
 Scrip Code: Name of the Scrip:
 Quarter Ended: 30/06/2013

Class of security:

| Partly paid-up shares:- | No. of partly paid-up shares | As a % of total no. of partly paid-up shares | As a % of total no. of shares of the company |
|-------------------------|------------------------------|--|--|
|-------------------------|------------------------------|--|--|

Held by promoter/promoter group

Held by public
 Total - D

| Outstanding convertible securities:- | No. of outstanding securities | As a % of total no. of outstanding convertible securities | As a % of total no. of shares of the company, assuming full conversion of the convertible securities |
|--------------------------------------|-------------------------------|---|--|
|--------------------------------------|-------------------------------|---|--|

Held by promoter/promoter group

Held by public
 Total - E

| Warrants:- | No. of warrants | As a % of total no. of warrants | As a % of total no. of shares of the company, assuming full conversion of warrants |
|------------|-----------------|---------------------------------|--|
|------------|-----------------|---------------------------------|--|

Held by promoter/promoter group

Held by public
 Total - F

| | |
|---|--------|
| Total paid-up capital of the company, assuming full conversion of warrants and convertible securities | 839832 |
|---|--------|



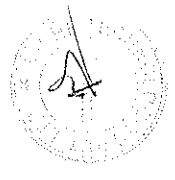
| Category Code | Category of Shareholders | Number of shareholders | Total number of shares | Number of shares held in Demat Form | As a % of (A+B) | As a % of (A+B+C) | Number of Pledged shares | As a percentage (ix)=(viii/iv*100) |
|---------------|--|------------------------|------------------------|-------------------------------------|-----------------|-------------------|--------------------------|------------------------------------|
| (i) | (ii) | (iii) | (iv) | (v) | (vi) | (vii) | (viii) | (ix)=(viii/iv*100) |
| (A) | Total Shareholding of Promoter & Promoter Group | | | | | | | |
| (1) | Indian | | | | | | | |
| (a) | Individual/HUF | Nil | Nil | Nil | Nil | Nil | Nil | Nil |
| (b) | Central Govt./ State Govt. | Nil | Nil | Nil | Nil | Nil | Nil | Nil |
| (c) | Bodies Corporate | 3 | 663012 | 663012 | 78.946 | 78.946 | Nil | Nil |
| (d) | Fin. Institutions / Bank | Nil | Nil | Nil | Nil | Nil | Nil | Nil |
| (e) | Any Other | Nil | Nil | Nil | Nil | Nil | Nil | Nil |
| | Sub-Total of (A)(1) | 3 | 663012 | 663012 | 78.946 | 78.946 | Nil | Nil |
| (2) | Foreign | | | | | | | |
| (a) | Individuals (NRIs/Foreign) | Nil | Nil | Nil | Nil | Nil | Nil | Nil |
| (b) | Bodies Corporate | Nil | Nil | Nil | Nil | Nil | Nil | Nil |
| (c) | Institutions | Nil | Nil | Nil | Nil | Nil | Nil | Nil |
| (d) | Qualified Foreign Investors | Nil | Nil | Nil | Nil | Nil | Nil | Nil |
| (e) | Any Other | Nil | Nil | Nil | Nil | Nil | Nil | Nil |
| | Sub-Total of (A)(2) | Nil | Nil | Nil | Nil | Nil | Nil | Nil |
| | Shareholding of Promoter & Promoter Group (A) = A1+A2 | 3 | 663012 | 663012 | 78.946 | 78.946 | Nil | Nil |
| (B) | Public Shareholding | | | | | | | |
| (1) | Institutions | | | | | | | |
| (a) | Mutual Funds / UTI | Nil | Nil | Nil | Nil | Nil | NA | NA |
| (b) | Fin. Institutions / Banks | Nil | Nil | Nil | Nil | Nil | NA | NA |
| (c) | Central Govt./ State Govt. | Nil | Nil | Nil | Nil | Nil | NA | NA |
| (d) | Venture Capital | Nil | Nil | Nil | Nil | Nil | NA | NA |
| (e) | Insurance Company | Nil | Nil | Nil | Nil | Nil | NA | NA |
| (f) | Foreign Inst. Investors | Nil | Nil | Nil | Nil | Nil | NA | NA |
| (g) | Foreign VC Investors | Nil | Nil | Nil | Nil | Nil | NA | NA |
| (h) | Qualified Foreign Investors | Nil | Nil | Nil | Nil | Nil | NA | NA |
| (i) | Any Other | Nil | Nil | Nil | Nil | Nil | NA | NA |
| | Sub-Total (B)(1) | Nil | Nil | Nil | Nil | Nil | NA | NA |
| (2) | Non-Institutions | | | | | | | |
| (a) | Bodies Corporate | 3 | 155050 | Nil | 18.462 | 18.462 | NA | NA |
| (b) | Individuals | | | | | | | |
| | i. Individual Shareholders Holding Nominal Share Upto Rs.1 Lakh | 5 | 5050 | Nil | 0.601 | 0.601 | NA | NA |
| | ii. Individual Shareholders Holding Nominal Share greater than Rs.1 Lakh | 1 | 16720 | Nil | 1.991 | 1.991 | NA | NA |
| (c) | Qualified Foreign Investors | Nil | Nil | Nil | Nil | Nil | NA | NA |
| (d) | Any Other | Nil | Nil | Nil | Nil | Nil | NA | NA |
| | Sub-Total (B)(2) | 9 | 176820 | Nil | 21.054 | 21.054 | NA | NA |
| | Total Public Shareholding (B) = (B)(1) + (B)(2) | 9 | 176820 | Nil | 21.054 | 21.054 | NA | NA |
| | TOTAL (A)+(B) | 12 | 839832 | 663012 | 100.000 | 100.000 | Nil | Nil |
| (C) | Shares held by Custodians And against which DRs have been issued | Nil | Nil | Nil | Nil | Nil | NA | NA |
| (1) | Promoter and Promoter group | Nil | Nil | Nil | Nil | Nil | NA | NA |
| (2) | Public | Nil | Nil | Nil | Nil | Nil | NA | NA |
| | GRAND TOTAL (A)+(B)+(C) | 12 | 839832 | 663012 | 100.000 | 100.000 | Nil | Nil |



N K TEXTILE INDUSTRIES LTD.

(1)(b) Statement showing holding of securities (including shares, warrants, convertible securities) of persons belonging to the category [Promoter & Promoter Group] As on 30/06/2013

| (i) | (ii) | Details of Shares Held | | Encumbered shares (%) | | Details of warrants | | | | Details of Convertible Securities | | Total shares (including underlying shares assuming full conversion of warrants and convertible securities) as a % of diluted share capital |
|--------------|--|-----------------------------------|--|-----------------------------------|--|--------------------------------|---|---|---|--|------------|--|
| | | Number of Shares held (A)+(B)+(C) | As a % of grand total Shares held (iv) | Number of Pledged Shares held (v) | As a percentage of grand total (A)+(B)+(C) sub-clause (1)(a) | Number of warrants held (viii) | As a % of total warrants of the same Class (ix) | Number of convertible securities held (x) | As a % of total convertible securities of the same class (xi) | Zw.r.t. total number of convertible securities as a % of diluted share capital (xii) | | |
| 1. | K K HODI INVESTMENT AND FINANCIAL SERVIC | 599512 | 71.385 | 0 | 0.000 | 0 | 0.000 | 0 | 0.000 | 0 | 0.000 | 71.385 |
| 2. | RAM RAJ ENTERPRISES LIMITED | 40800 | 4.763 | 0 | 0.000 | 0 | 0.000 | 0 | 0.000 | 0 | 0.000 | 4.763 |
| 3. | SHASHANK TRADERS LIMITED | 23500 | 2.798 | 0 | 0.000 | 0 | 0.000 | 0 | 0.000 | 0 | 0.000 | 2.798 |
| TOTAL | | 663012 | 78.946 | 0 | 0.000 | Nil | Nil | Nil | Nil | Nil | Nil | 78.946 |




N K TEXTILE INDUSTRIES LTD.

(1)(c)(i) Statement showing holding of securities (including shares, warrants, convertible securities) of persons belonging to the category [PUBLIC] and holding more than 1.000(%) of the total number of shares as on 30/06/2013

Page: 1

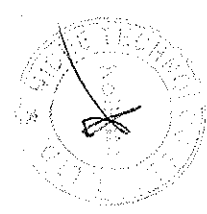
| Srl. Name(s) of the shareholder | Number of Shares held | Shares as a percentage of total number of shares (i.e., Grand Total (A)+(B)+(C) indicated in Statement at para (1)(a) above) | Details of Warrants | | Details of convertible securities held | | Total shares (including underlying shares assuming full conversion of warrants and convertible securities) as a % of diluted share capital |
|---------------------------------|-----------------------|--|---|-------------------------------|--|--|--|
| | | | Number of Warrants of total Warrants held | As a % of total Warrants held | Number of convertible securities held | Number of convertible securities of the same class | |
| 1. AZURE PRODUCTS PVT, LTD | 8950 | 10.710 | 0 | 0.000 | 0 | 0.000 | 10.710 |
| 2. NARAYAN SALES PVT. LTD. | 1500 | 1.786 | 0 | 0.000 | 0 | 0.000 | 1.786 |
| 3. TREND AGENCIES PVT, LTD. | 5010 | 5.965 | 0 | 0.000 | 0 | 0.000 | 5.965 |
| 4. MAYMA KONDAL | 1670 | 1.991 | 0 | 0.000 | 0 | 0.000 | 1.991 |
| TOTAL | 17170 | 20.453 | Nil | Nil | Nil | Nil | 20.453 |



N K TEXTILE INDUSTRIES LTD.

(1)(c)(ii) Statement showing holding of securities (including shares, warrants, convertible securities) of persons (together with PAC) belonging to the category (PUBLIC) and holding more than 5,000(%) of the total number of shares of the company as on 30/06/2013

| Sl. Name(s) of the shareholder and the Persons Acting in Concert (PAC) with them | Number of Shares held | Shares as a percentage of total number of shares (i.e., Grand Total (A)+(B)+(C) indicated in Statement at para (1)(a) above) | Details of Warrants | | Details of convertible Securities | | Total shares (including underlying shares assuming full conversion of warrants and convertible securities) as a % of diluted share capital |
|--|-----------------------|--|-------------------------|-------------------------------|---------------------------------------|--|--|
| | | | Number of Warrants held | As a % of total Warrants held | Number of convertible securities held | Zu.f.t. total number of convertible securities of the same class | |
| 1. AZURE PRODUCTS PVT. LTD | 8950 | 10.710 | 0 | 0.000 | 0 | 0.000 | 10.710 |
| 2. TREND AGENCIES PVT. LTD. | 50100 | 5.985 | 0 | 0.000 | 0 | 0.000 | 5.985 |
| TOTAL | 140050 | 16.676 | Nil | Nil | Nil | Nil | 16.676 |



N K TEXTILE INDUSTRIES LTD.

(I) (b) STATEMENT SHOWING DETAILS OF LOCKED-IN SHARES AS ON 30/06/2013

Page: 1

| SrL. Name(s) of the Shareholder | Category of Shareholders Locked-in Shares (Promoter/ Public) | Number of Locked-in Shares | % to Total |
|---------------------------------|--|----------------------------|------------|
| 1. | | NIL | NIL |



N K TEXTILE INDUSTRIES LTD.

(I)(a) STATEMENT SHOWING DETAILS OF DEPOSITORY RECEIPTS (DRs)

Page: 1

| Srl. Type of Outstanding DR (ADRs, GDRs, SDRs, etc) | Number of Outstanding DRs | Number of Shares underlying outstanding DRs | Shares underlying Outstanding DRs as a Percentage of total number of shares (ie. Grand total (A)+(B)+ (C) indicated in Statement at para (I)(a) above) |
|--|---------------------------------|---|---|
| 1. Nil | Nil | Nil | NIL |



N K TEXTILE INDUSTRIES LTD.

(II)(b) STATEMENT SHOWING DETAILS OF DEPOSITORY RECEIPTS (DRs), WHERE UNDERLYING SHARES HELD BY 'PROMOTER/PROMOTER GROUP' ARE IN EXCESS OF 1% OF THE TOTAL NO. OF SHARES

| Srl. Name of the DR Holder | Type of outstanding DR (ADRs, GDRs, SDRs, etc.) DRs | Number of Shares Underlying outstanding DRs | Shares underlying Outstanding DRs as Percentage of total number of shares (ie. Grand total (A)+(B)+(C) indicated in statement at para (I)(a) above |
|----------------------------|---|---|--|
| 1. Nil | Nil | Nil | Nil |
| 2. Nil | Nil | Nil | Nil |
| TOTAL Nil | Nil | Nil | Nil |

