


(I)(a) Statement showing Shareholding Pattern

Name of the Company: N K TEXTILE INDUSTRIES LTD.			
Scrip Code, Name of the scrip, class of security: ---			
Quarter ended: 30/06/2012			
Partly paid-up shares:-	No. of partly paid-up shares	As a % of total no. of partly paid-up shares	As a % of total no. of shares of the company
Held by promoter/promoters group			
Held by public			
<b>Total</b>	0		
Outstanding convertible securities:-	No. of outstanding securities	As a % of total No. of outstanding convertible securities	As a % of total no. of shares of the company, assuming full conversion of the convertible securities
Held by promoter/promoter group			
Held by public			
<b>Total</b>	0		
Warrants:-	No. of warrants	As a % of total no. of warrants	As a % of total no. of shares of the company, assuming full conversion of warrants
Held by promoter/ promoter group			
Held by public			
<b>Total</b>	0		
<b>Total paid-up capital of the company assuming full conversion of warrants and convertible securities</b>	0		


Category code	Category of shareholder	Number of shareholders	Total number of shares	Number of shares held in dematerialized form	Total shareholding as a percentage of total number of shares		Shares Pledged or otherwise encumbered	
					As a percentage of (A+B) <sup>1</sup>	As a percentage of (A+B+C)	Number of shares	As a percentage
(I)	(II)	(III)	(IV)	(V)	(VI)	(VII)	(VIII)	(IX) = (VIII)/(IV) * 100
(A)	Shareholding of Promoter and Promoter Group <sup>2</sup>							
(1)	Indian							
(a)	Individuals/ Hindu Undivided Family	-	-	-	-	-	-	-
(b)	Central Government/ State Government(s)	-	-	-	-	-	-	-
(c)	Bodies Corporate	3	663012	663012	78.946	78.946	-	-

<sup>1</sup> For determining public shareholding for the purpose of Clause 40A.

<sup>2</sup> For definitions of "Promoter" and "Promoter Group", refer to Clause 40A.




	(d) Financial Institutions/ Banks	-	-	-	-	-	-
	(e) Any Other (Trust-Through Nominees)	-	-	-	-	-	-
	<b>Sub-Total (A)(1)</b>	<b>3</b>	<b>663012</b>	<b>663012</b>	<b>78.946</b>	<b>78.946</b>	-
(2)	Foreign						
	(a) Individuals (Non-Resident Individuals/ Foreign Individuals)	-	-	-	-	-	-
	(b) Bodies Corporate	-	-	-	-	-	-
	(c) Institutions	-	-	-	-	-	-
	(d) Any Other (specify)	-	-	-	-	-	-
	<b>Sub-Total (A)(2)</b>	<b>-</b>	<b>-</b>	<b>-</b>	<b>-</b>	<b>-</b>	<b>-</b>
	<b>Total Shareholding of Promoter and Promoter Group (A)= (A)(1)+(A)(2)</b>	<b>3</b>	<b>663012</b>	<b>663012</b>	<b>78.946</b>	<b>78.946</b>	<b>-</b>
(B)	Public shareholding <sup>3</sup>	-	-	-	-	-	-
(1)	Institutions	-	-	-	-	-	-
	(a) Mutual Funds/ UTI	-	-	-	-	-	-
	(b) Financial Institutions/ Banks	-	-	-	-	-	-
	(c) Central Government/ State Government(s)	-	-	-	-	-	-
	(d) Venture Capital Funds	-	-	-	-	-	-
	(e) Insurance Companies	-	-	-	-	-	-
	(f) Foreign Institutional Investors	-	-	-	-	-	-
	(g) Foreign Venture Capital Investors	-	-	-	-	-	-
	(h) Any Other (specify)	-	-	-	-	-	-
	<b>Sub-Total (B)(1)</b>	<b>-</b>	<b>-</b>	<b>-</b>	<b>-</b>	<b>-</b>	<b>-</b>
(2)	<b>Non-institutions</b>						
	(a) Bodies Corporate	<b>3</b>	<b>155050</b>	<b>-</b>	<b>18.462</b>	<b>18.462</b>	<b>-</b>
	(b) Individuals -						
	i. Individual shareholders holding nominal share capital up to Rs. 1 lakh	<b>4</b>	<b>5050</b>	<b>-</b>	<b>0.601</b>	<b>0.601</b>	<b>-</b>
	ii. Individual shareholders holding nominal share capital in excess of Rs. 1 lakh.	<b>1</b>	<b>16720</b>	<b>-</b>	<b>1.991</b>	<b>1.991</b>	<b>-</b>
	(c) Any Other (specify)	-	-	-	-	-	-
	<b>Sub-Total (B)(2)</b>	<b>8</b>	<b>176820</b>	<b>-</b>	<b>21.054</b>	<b>21.054</b>	<b>-</b>
	<b>Total Public Shareholding (B)= (B)(1)+(B)(2)</b>	<b>8</b>	<b>176820</b>	<b>-</b>	<b>21.054</b>	<b>21.054</b>	<b>-</b>
	<b>TOTAL (A)+(B)</b>	<b>11</b>	<b>839832</b>	<b>663012</b>	<b>100</b>	<b>100</b>	<b>-</b>
(C)	Shares held by Custodians and against which Depository Receipts have been issued	-	-	-	-	-	-
(1)	Promoter and Promoter Group	-	-	-	-	-	-
(2)	Public	-	-	-	-	-	-
	<b>GRAND TOTAL (A)+(B)+(C)</b>	<b>11</b>	<b>839832</b>	<b>663012</b>	<b>100</b>	<b>100</b>	<b>-</b>



(I)(b) Statement showing holding of securities (including shares, warrants, convertible securities) of persons belonging to the category "Promoter and Promoter Group".

S. No.	Name of the Shareholder	Details of shares held		Encumbered Shares (*)			Details of warrants			Details of convertible securities		Total (including underlying shares assuming conversion of warrants convertible securities) as a % of diluted share capital
		No. of shares held	As a % of grand total (A)+(B)+(C) + (C)	No.	As a percentage (VI)=(V)/(III)*100	As a % of grand total (A)+(B)+(C) of sub-clause (I)(a)	Number of warrants held	As a % total number of warrants the same class	Number of convertible securities held	As a % total number of convertible securities of the same class		
(I)	(II)	(III)	(IV)	(V)	(VI)=(V)/(III)*100	(VII)	(VIII)	(IX)	(X)	(XI)	(XII)	
1.	K K Modi Investment And Financial Services Private Limited	599512	71.385	-	-	-	-	-	-	-	71.385	
2.	Ramraj Enterprises Ltd.	40000	4.763	-	-	-	-	-	-	-	4.763	
3.	Shashank Traders Limited	23500	2.798	-	-	-	-	-	-	-	2.798	
<b>TOTAL</b>		<b>663012</b>	<b>78.946</b>								<b>78.946</b>	

(\*) The term "encumbrance" has the same meaning as assigned to it in regulation 28(3) of the SAST Regulations, 2011




(I)(c)(i) Statement showing holding of securities (including shares, warrants, convertible securities) of persons belonging to the category "Public" and holding more than 1% of the total number of shares

Sr. No.	Name of the Shareholder	Number of shares held	Shares as percentage of total number of shares (i.e., Grand Total) indicated in statement para (I) (a) above}	Details of warrants		Details of convertible securities		Total shares (including underlying shares assuming full conversion of warrants and convertible securities) as % of diluted shares capital
				Number of warrants held	As a % total number of warrants of the same class	Number of convertible securities held	% total number of convertible securities of the same class w.r.t.	
1.	Azure Products Pvt. Ltd.	89950	10.710	-	-	-	-	10.710
2.	Narayan Sales Pvt. Ltd.	15000	1.786	-	-	-	-	1.786
3.	Trend Agencies Pvt. Ltd.	50100	5.965	-	-	-	-	5.965
4.	Mayna Mondal	16720	1.991	-	-	-	-	1.991
	<b>TOTAL</b>	<b>171770</b>	<b>20.453</b>					<b>20.453</b>



(I)(c)(ii) Statement showing holding of securities (including shares, warrants, convertible securities) of persons (together with PAC) belonging to the category "Public" and holding more than 5% of the total number of shares of the company

Sr. No.	Name of the Shareholder	Number of shares held	Shares as percentage of total number of shares (i.e., Grand (A)+(B)+(C) indicated in statement para (I) (a) above}	Details of warrants		Details of convertible securities		Total shares (including underlying shares assuming full conversion of warrants and convertible securities) as % of diluted shares capital
				Number of warrants held	As a % total number of warrants of the same class	Number of convertible securities held	% w.r.t. total number of convertible securities of the same class	
1.	Azure Products Pvt. Ltd.	89950	10.710	-	-	-	-	10.710
2.	Trend Agencies Pvt. Ltd.	50100	5.965	-	-	-	-	5.965
	<b>TOTAL</b>	<b>140050</b>	<b>16.676</b>	<b>-</b>	<b>-</b>	<b>-</b>	<b>-</b>	<b>16.676</b>



(I) (d) Statement showing details of locked-in-shares

Sr. No.	Name of the shareholder	Number of locked-in shares	Locked-in shares as a percentage of total number of shares {i.e., Grand Total (A)+(B)+(C ) indicated in Statement at para (I)(a) above}
1.	-	-	-
2.	-	-	-
<b>TOTAL</b>			

(II)(a) Statement showing details of Depository Receipts (DRs)

Sr. No.	Type of outstanding DR (ADRs, GDRs, SDRs, etc.)	Number of outstanding DRs	Number of shares underlying outstanding DRs	Shares underlying outstanding DRs as a percentage of total number of shares {i.e., Grand Total (A)+(B)+(C) indicated in Statement at para (I)(a) above}
1.	-	-	-	-
2.	-	-	-	-
<b>TOTAL</b>				

(II)(b) Statement showing holding of Depository Receipts (DRs), where underlying shares held by 'promoter/promoter group' are in excess of 1% of the total number of shares

Sr. No.	Name of the DR Holder Type of outstanding DR (ADRs, GDRs, SDRs, etc.)	No. of shares underlying outstanding DRs	Shares underlying outstanding DRs as a percentage of total number of shares {i.e., Grand Total (A)+(B)+(C) indicated in Statement at para (I)(a) above}
1.	-	-	-
2.	-	-	-
<b>TOTAL</b>			

